

ROUND TABLE DISCUSSION


5plus

THE **'PERFECT'**
MEETING ROOM


Hello and Welcome

Hello and Welcome to our first
Round Table discussion....

What is the ‘perfect’ meeting room?




BASF



TFL Borough High Street



Vanguard - Project Janus Level 06



British Council HQ Stratford International Quarter


Orangebox - Smartworking

And a big thank you to our hosts
Orangebox - Smartworking Space for letting
us use their meeting room and showroom
today.

With us today is...

Elly Jackson-Corbett
Kyle Darlington

orangebox



Agenda

- › 8-8.15am Arrival and Coffee
- › 8.15-8.30am Welcome & Introductions
- › 8.30-8.45 5plus to present
- › 8.45-9.30 PechaKucha Presentations
HCG
HoareLea
Meinhardt
Fagerhult
Orangebox
Blacktip Consultancy
Overbury
- › 9.30-10.00 Discussions



5plus



orangebox



FAGERHULT



Why are we here today?

What is the ‘perfect’ meeting room?

Why are we here today?

What is the 'perfect' meeting room?

- › Clients Brief / No. rooms / Sizes
- › Budget
- › Existing room or New
- › Acoustics
- › Mechanical
- › Electrical Power and Data requirements
- › Lighting
- › Furniture Offer
- › AV requirements
- › Security and Confidentiality
- › Accessibility
- › Finishes and Colour Scheme
- › Graphics and Branding
- › Traditional Room or Pods
- › Contractor
- › BREEAM
- › Neurodiversity
- › Biophillea
- › Building Regulations
- › Occupancy
- › ...



What have we missed?

Key Issues for Discussion

Function

As designers we need to ensure the room is designed suitably to meet its required needs (size, acoustics, heating and cooling, furniture and AV etc).

Co-ordination

Ensuring all items are coordinated in the correct way and at the right time of the project.

Design

As designers we need to ensure the above point are captured without compromising the clients brief, visions, branding and budget.



Key Questions for Discussion

- › What does 'perfect' look like?
- › What defines the 'meeting room' box?
- › What goes in the 'meeting room' box?



What defines the ‘meeting room’ box?

Clients Brief

Small Meeting Room (3-4 people)

Required:	Capacity: 3 to 4 people.
	Duration of use: Up to 4 hours.
Zones:	Activities Supported: Group Collaboration. Video conference. Tele conference.
<div><div></div> Focus</div> <div><div></div> Collaboration</div> <div><div></div> Vitality</div> <div><div></div> Operational</div>	Reconfigurable: No
Power: 2 Power per 4 positions at table top plus 1 No. double socket on wall for utility.	Space Standards: Space surrounding table - Min 1m 1000mm diameter min table. Acoustic rating 45Rw between rooms, 35Rw to corridor.
Data: WiFi/ Single cable within integrated power/data module.	Considerations: Do not: 1. Provide a lock.
Phone: Conference enabled phone.	
Work-setting furniture: Meeting table Sled base or swivel chairs no arms.	
Components: Wall mounted presentation TV screen (it should not face windows and be visible from outside the room) Blinds for windows (external). Mobile whiteboards/flip-charts.	

Safety manifestation to glazing:

Two rows of manifestation a min. 50mm wide to all glazing. The first row set between 850mm to 1000mm above finished floor level and the second set between 1400mm and 1600mm above finish floor level.

If alternative colour block film application is used, ensure colour block covers minimums of 1000mm and 1400mm above finished floor level. Refer to British Building Regulations-Part K, for guidance.



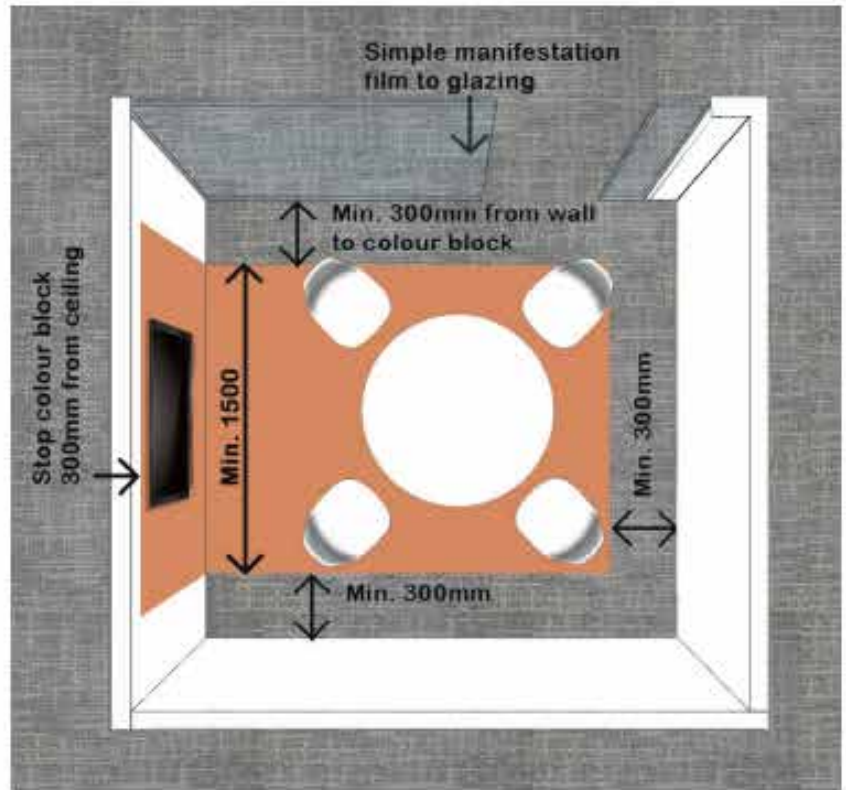
The Colour Block | Meeting and Phone rooms

Application of colour general notes:

- Limit colour blocks to three colours per floor.
- Internally lit rooms should avoid reds
- Add colour block to wall even if floor is to remain neutral colour i.e. refurbishment projects.
- Where possible paint side wall furthest away from door.
- Skirting painted to match wall colour.

Application of colour block to small meeting rooms

- Colour paint up to 300mm from ceiling and minimum 1500mm wide forming a square or landscape block of colour.
- Colour block to extend onto the floor in matching carpet tiles set out a minimum of 1500 wide but at 300mm from the wall
- All other wall painted white matt paint from neutral range.
- Artwork or LCD screen to be mounted within colour block. Mobile flip charts to be provided.

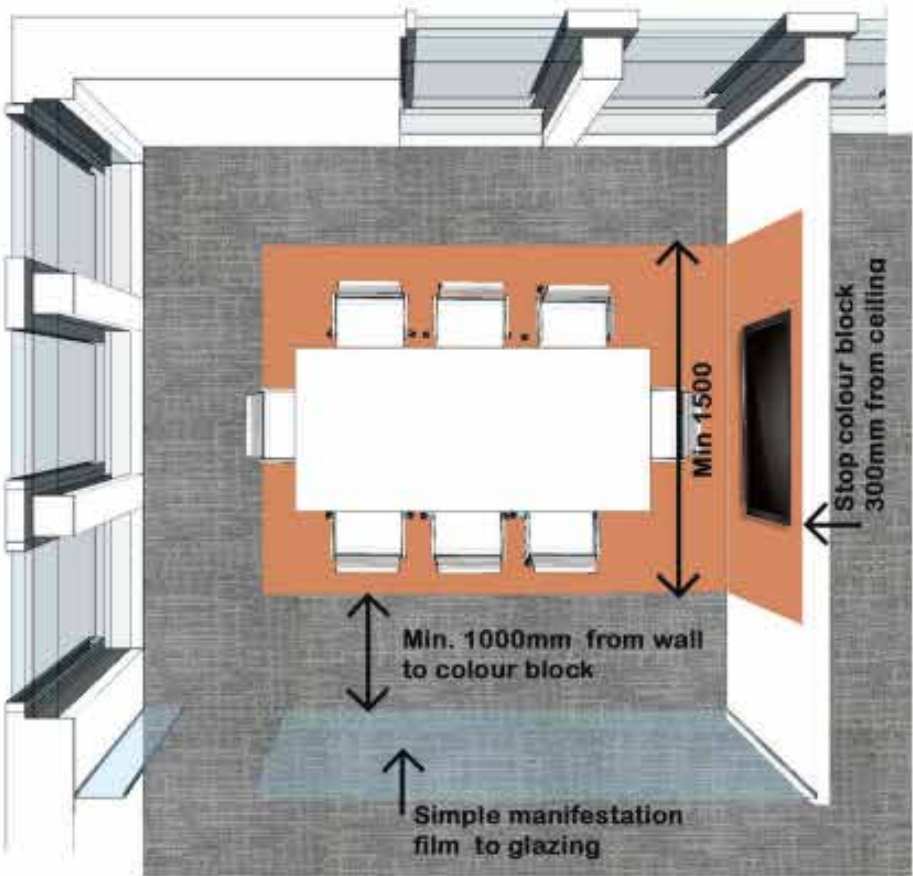


Application of colour block to phone rooms

- Colour paint to wall behind desk in phone rooms.
- Colour to extend beyond desk and form horizontal band. Extending as matching translucent film to glazing, if required.

Application of colour block to large meeting rooms

- Colour paint up to 300mm from ceiling and minimum 1500mm wide across wall.
- Artwork or LCD screen to be mounted within colour block. Mobile flip charts to be provided.
- Colour block to extend onto the floor in matching carpet tiles set out a minimum of 1500 wide but stopping at least 1000mm from walls.
- All other wall painted white matt paint from neutral range.
- Neutral colour to door and frames from neutral range.
- Rooms with no suitable wall longer than 3500mm treat as small meeting room.



What defines the ‘meeting room’ box?

Revitalising Existing Meeting Rooms

The presented case study aims to revitalize an existing set of meeting rooms that are currently poorly-lit, tired and poor acoustically performing. The client brief proposes minimal intervention to existing partitions and glazing and to retain the existing ceiling lighting and grid. The AV/Media is to be retained and remounted.

Our response updates the existing design with a modern colour palette, additional lighting and improved acoustics. The palette remains predominantly neutral with bursts of colour and interest in the acoustic wall panelling and feature paint banding. New furniture completes the design.

Material & Details Key:

- 1. Grid ceiling Wood Wool Infill
- 2. Acoustic Wall Panel
- 3. Neutral Paint Band (Wall)
- 4. Accent Furniture Colour
- 5. Feature Paint Band (Wall)
- 6. Base Furniture Colour
- 7. New Carpet Tile
- 8. Feature wall lights
- 9. Picture shelf
- 10. Flipchart/whiteboard

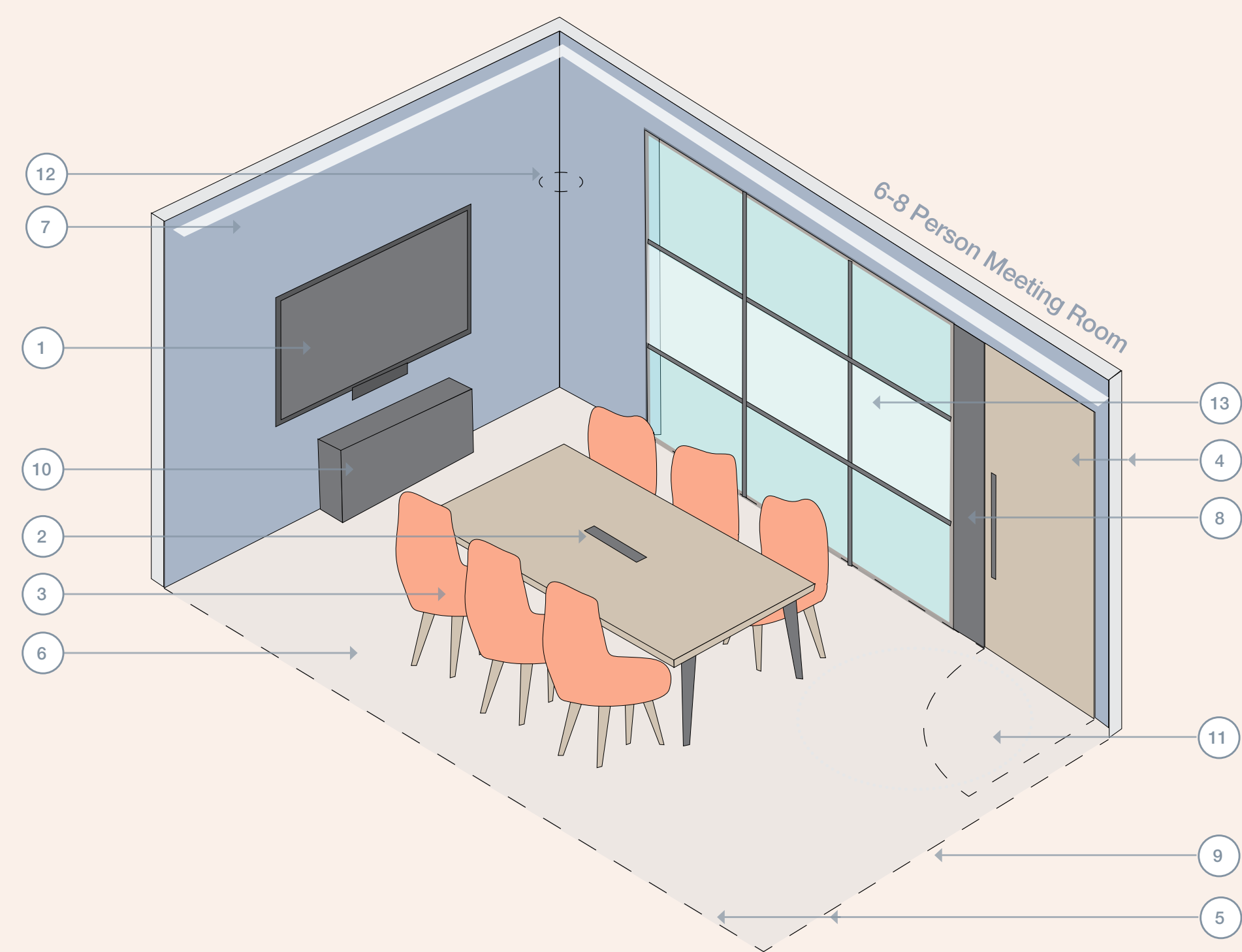


Material & Paint Key:



What goes in the ‘meeting room’ box?

Design Considerations



4-6 Person Meeting Room

1.

Position TV and camera to wall - circa. 1200-1600mm from FFL to centre depending on seating distance of TV and size of room. Conceal all power and data requirements behind TV. Allow for pattressing localised to TV wall.
2.

Power & data within table for laptop connection.
3.

Semi-ergonomic chairs (with arms/casters depending on client preference). Ensure chair types fit comfortably alongside table base/legs and provide enough space to comfortably get in and out of.
4.

Consider acoustics within wall build up, doors and seals.
5.

Acoustic wall panels to minimum x2 adjacent walls opposite TV.
6.

Additional acoustic softening within ceiling and carpet flooring.
7.

Adequate overhead lighting and avoid glare on TV.
8.

Consider booking system to external wall or tech panel.
9.

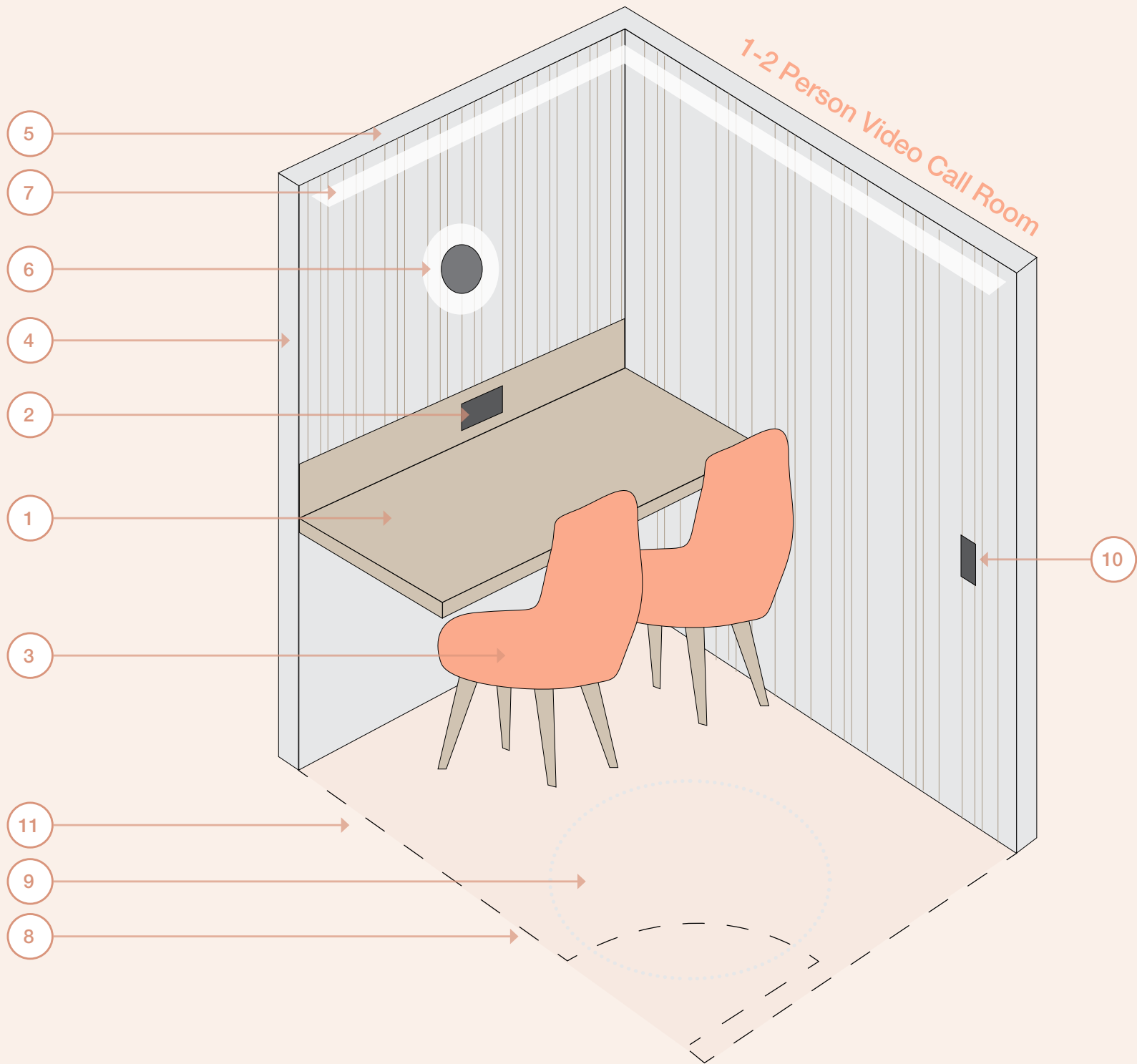
Consider whiteboards and/or pinboards, either fixed or moveable for larger format meetings.
10.

Consider credenza or side unit for meeting room storage and surface for refreshments.
11.

Consider accessibility. Ensure turning circle allowance at door and adequate circulation around table.
12.

Consider ceiling mounted microphones and speakers positioned above table.
13.

Consider privacy manifestation to glazed partitions and curtains, blinds and/or black out blinds to any external windows.



1-2 Person Video Call Room

1.

Position screen/desk side on to glazing/door/vision panel to avoid glare and provide privacy.
2.

Power & data for laptop connection. Either wall mounted with a fixed desk or desk mounted with a sit/stand desk.
3.

Semi-ergonomic touch down chair (s)
4.

Acoustic wall panels to minimum x2 adjacent walls however in a small space all walls could be considered.
5.

Consider acoustics within wall build up, doors and seals.
6.

Adequate wall or task lighting - indirect, soft & diffused wall lighting facing person. Avoid overhead spot lights.
7.

Consider concealed ambience lighting to avoid glare and shadowing.
8.

Consider booking system to external wall or tech panel.
9.

Consider accessibility & wheelchair access to these room types.
10.

Consider ventilation, comfort controls and dimmable lighting.
11.

Consider privacy manifestation to any glazed partitioning or windows.

What goes in the ‘meeting room’ box?

Designing for Neurodiversity

HYPERSENSITIVITY

Hyper-sensitive is where the brain processes more sensory information. So, a person may feel certain senses strongly which can overwhelm the person and lead to stressful experiences

HYPERSENSITIVITY

Hypo-sensitivity is where the brain processes little sensory information. So, a person may feel certain senses faintly as they are receiving little sensory information to process

HYPERSENSITIVE SPACE ATTRIBUTES

- Inoffensive and unintrusive artwork that aligns with rest of office
- Acoustic wall and ceiling treatments to limit excess noise
- Acoustic wall and ceiling treatments to limit excess noise
- Limited shelving to avoid a build-up of clutter
- Internal glass to be frosted or screened to limit distractions
- Enough room to cater for personal space while sat at the table
- Seating available away from main table

HYPERSENSITIVE SPACE ATTRIBUTES

- Tactile elements and texture
- Features to retain visual interest
- Space to move, stand, or pace
- Encouragement to physically engage with the discussion by writing, drawing, or doodling
- Furniture that can be adjusted to personal preference
- Simple to use AV equipment controlled from a central device

OTHER CONSIDERATIONS

- Natural calming colour scheme with limited colours and patterns with pops of colour and artwork for visual relief
- Ability to moderate background noise with sound-masking / white noise
- Prioritise natural light over heavy artificial light with window treatment option
- Flooring with minimal distracting patterns and shapes, clearly defining specific areas in a calming colour. Include an acoustic underlay to avoid sound and vibration transfer
- Seamless online booking system to allow for maximum transparency
- Isolated lighting circuit with warmth and dim controls
- Ensure there are enough screens for everyone to easily see, and enough microphones and speakers for everyone to comfortably hear/be heard

What goes in the ‘meeting room’ box?


Dressing Items

Post-covid, working from home during the working day became a much more accepted norm in the work environment. If employers want their employees to come into the office more frequently, they now need to entice them in.

A successful way to persuade employees back into the workplace can be by adapting the environment by blurring the lines between work and leisure, or to summarise more concisely, through ‘Hotelification’ of the office.

By drawing inspiration from hotels and embracing hospitality principles, employers can create environments that prioritise employee comfort, collaboration, and well-being.

The images on this page present a look and feel of what elements I would consider as essential to incorporate when ‘hotelifying’ a meeting room. To allow for a visual identity, I have presumed the concept I have been asked to incorporate is Mid-Century design features.



Redefined - Comfortable - Experiential - Employee Centric

OVER TO YOU



The Perfect
Meeting Experience

The User's Perspective

Perfect “*meeting room*” box

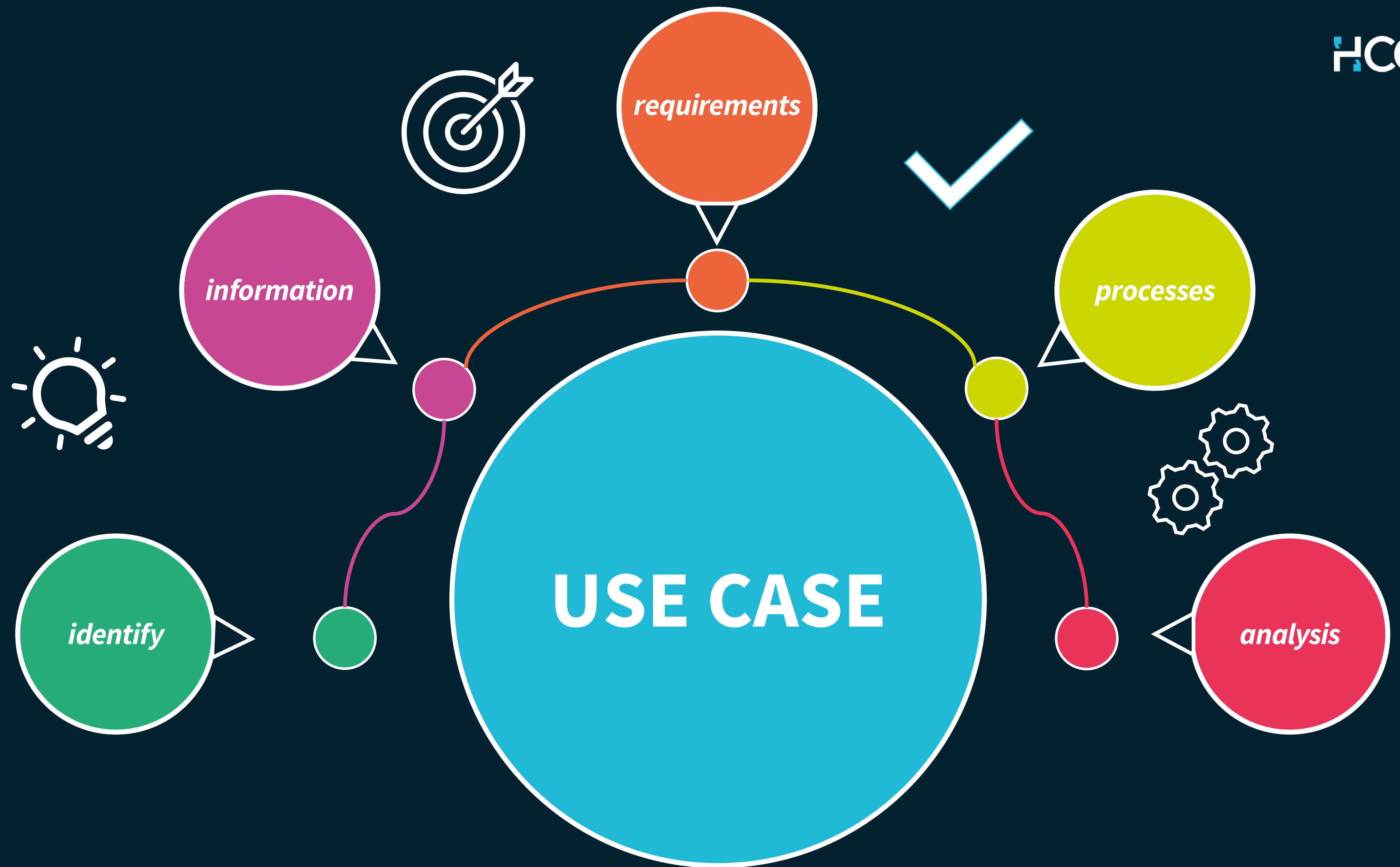
Does it exist?

“Any colour the customer wants, as long as it’s black.”

Henry Ford









Activity: Meeting

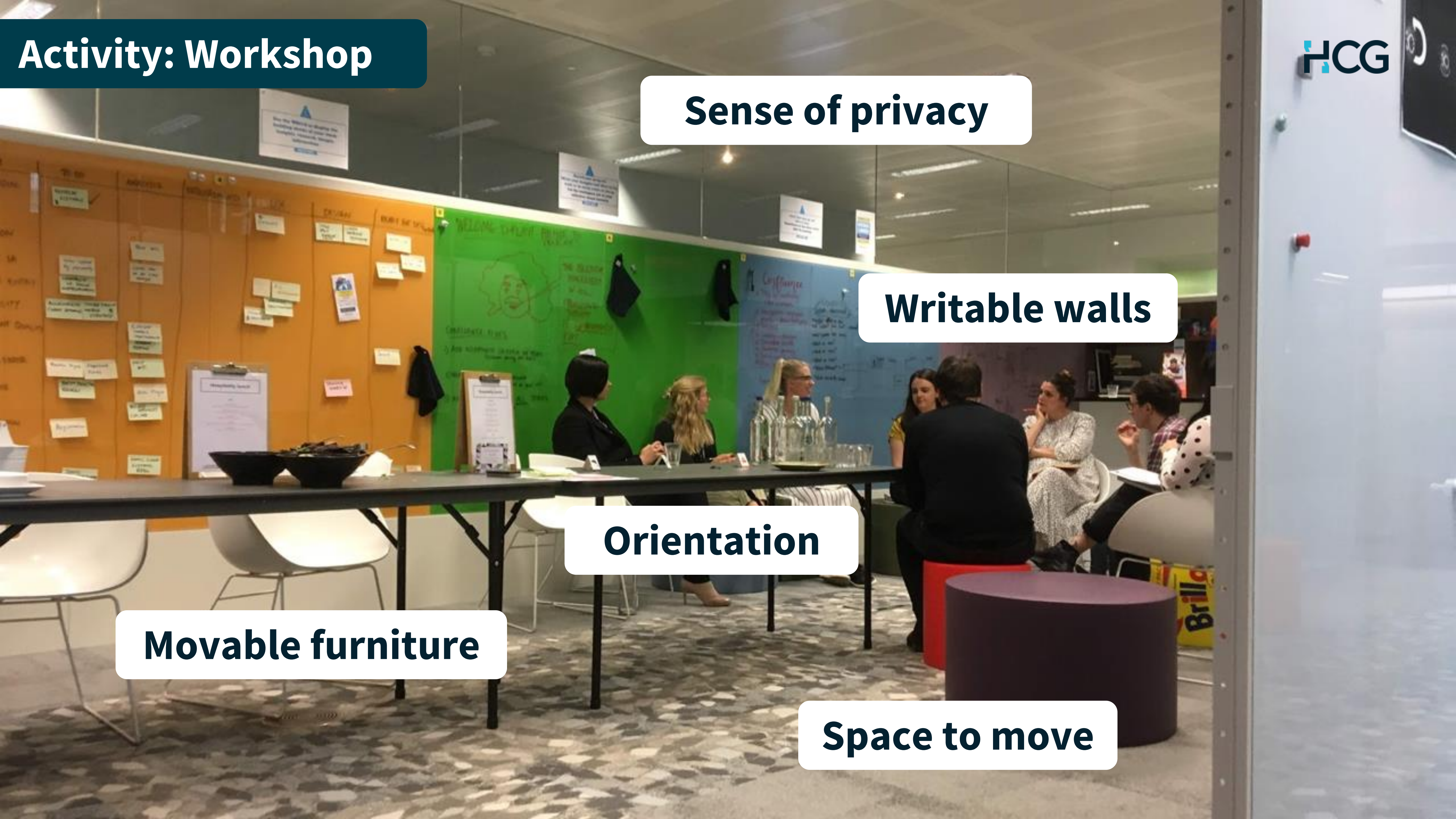
HCG

Power

Screen/ Camera

Right Size Table

Boardroom Style



Activity: Workshop

Sense of privacy

Writable walls

Orientation

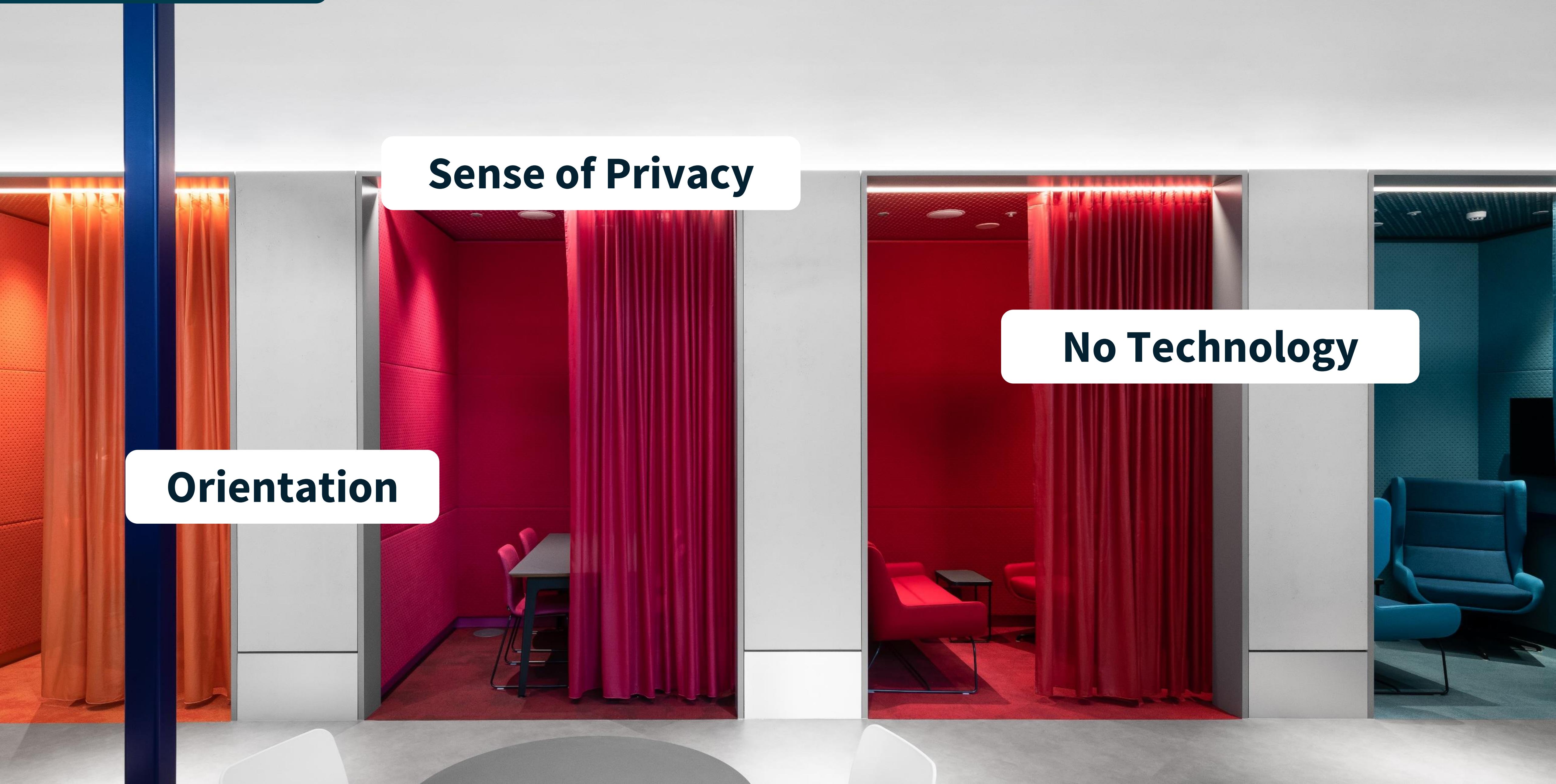
Movable furniture

Space to move

Sense of Privacy

Orientation

No Technology





Format

Face to Face

Hybrid

Virtual



Other Considerations: Internal/ External

Other Considerations: Duration






Other Considerations: Inclusivity

Softer Colours

Natural light

Sensory Stimulation





Thank you

Mindspace,
9 Appold Street,
London, EC2A 2AP

+44 (0) 207 770 6750
henigancg.com



Designing the perfect meeting room

Acoustics

HOARE LEA & WORKPLACE

A CONVERSATION WITH
FIVEPLUS ARCHITECTS



An award winning consultancy
with a creative team of
engineers, designers and
technical specialists.



Irrespective of the scale or complexity of a project, we bring buildings to life and ensure they perform in operation as well as they look.



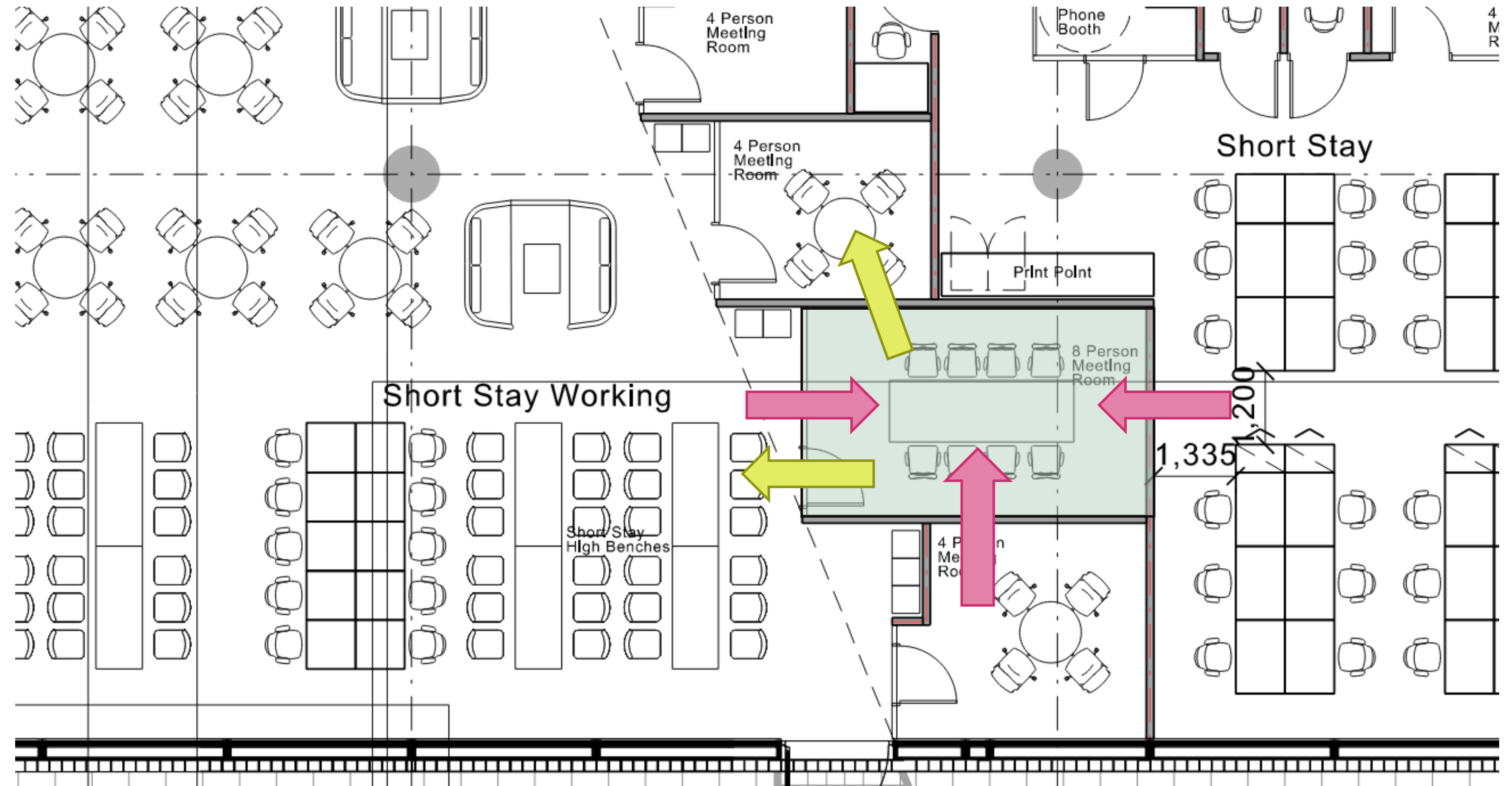
Sound affects our
health, wellbeing & productivity.

Acoustics: What is important?

SOUND FROM OTHER SPACES
ENTERING THE ROOM

ACOUSTIC PRIVACY BETWEEN
SPACES

SOUND QUALITY WITHIN THE
ROOM



Acoustics: What is important?

SOUND FROM OTHER SPACES
ENTERING THE ROOM

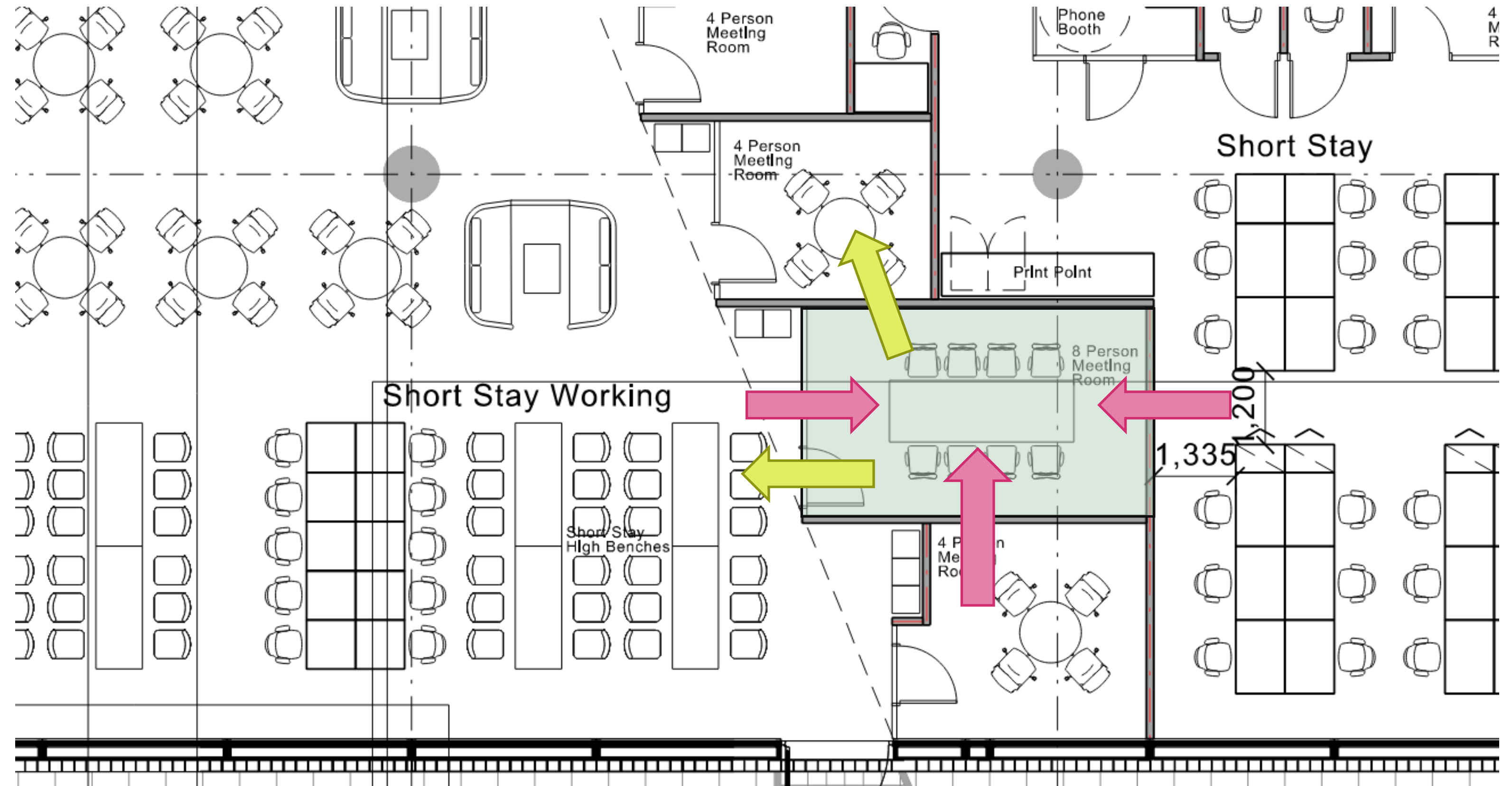
ACOUSTIC PRIVACY BETWEEN
SPACES

Acoustic specifications of walls,
doors (and floors?)

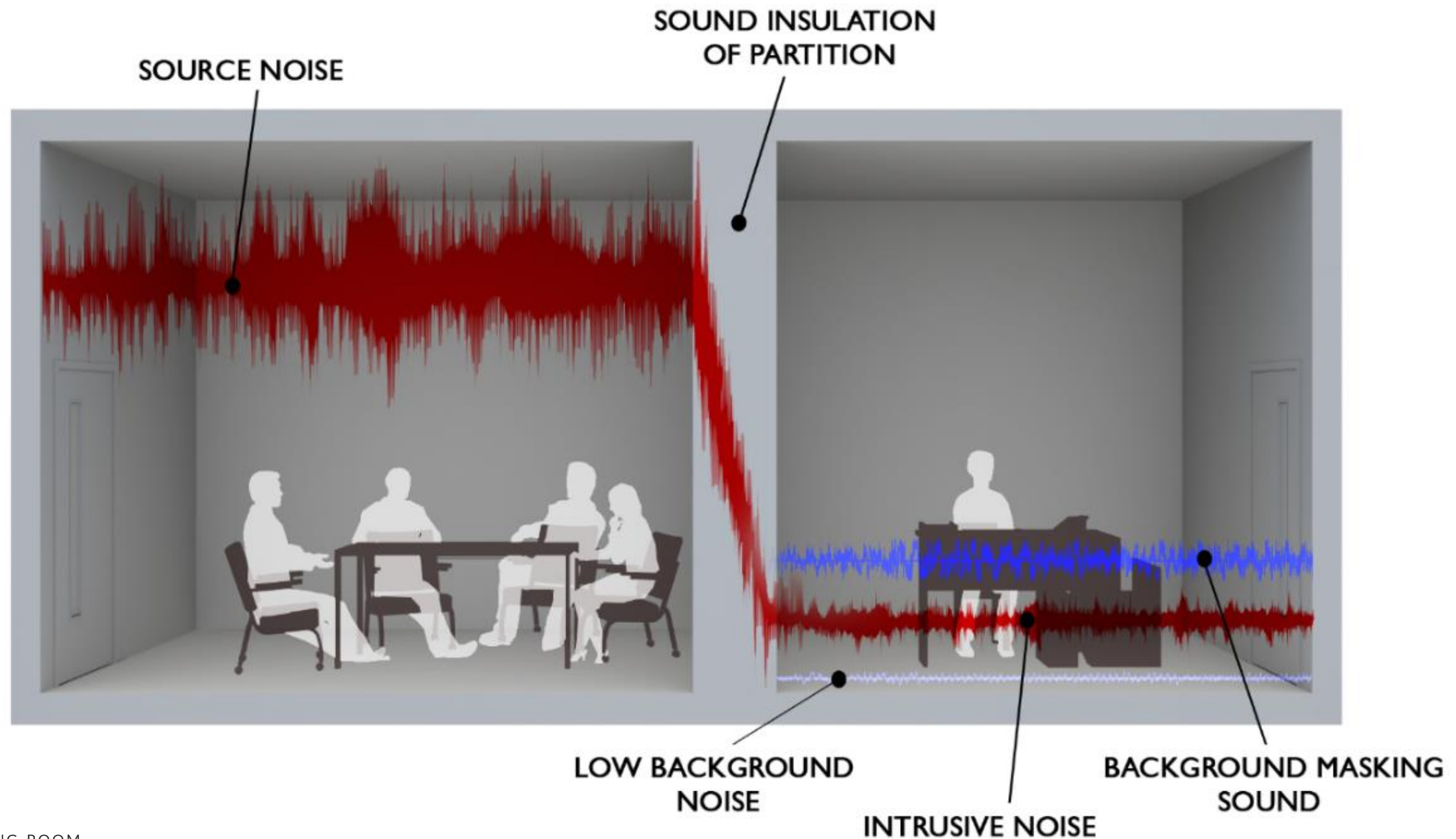
Background sound levels

SOUND QUALITY WITHIN THE
ROOM

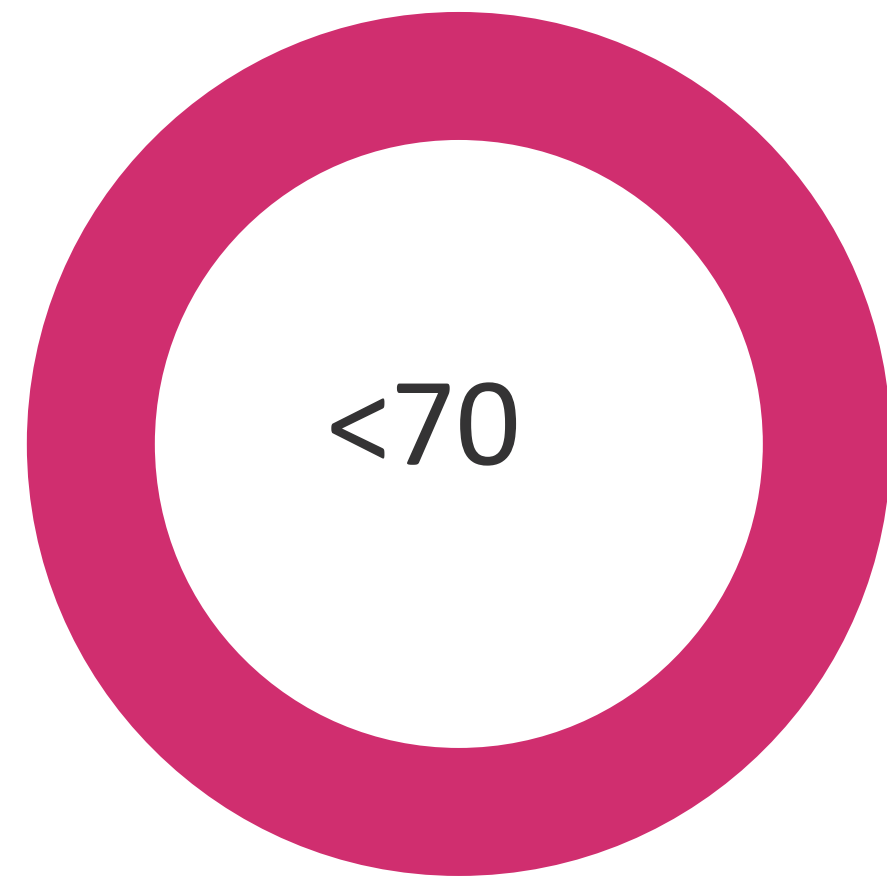
Acoustic finishes
Background sound levels



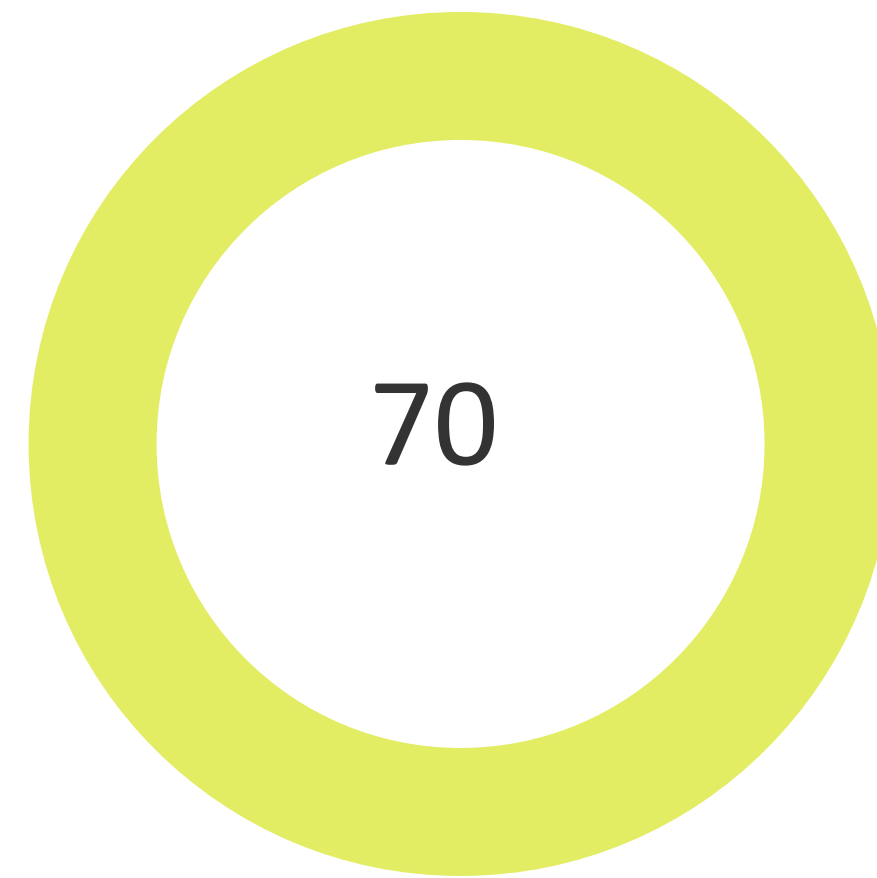

Designing for acoustic privacy



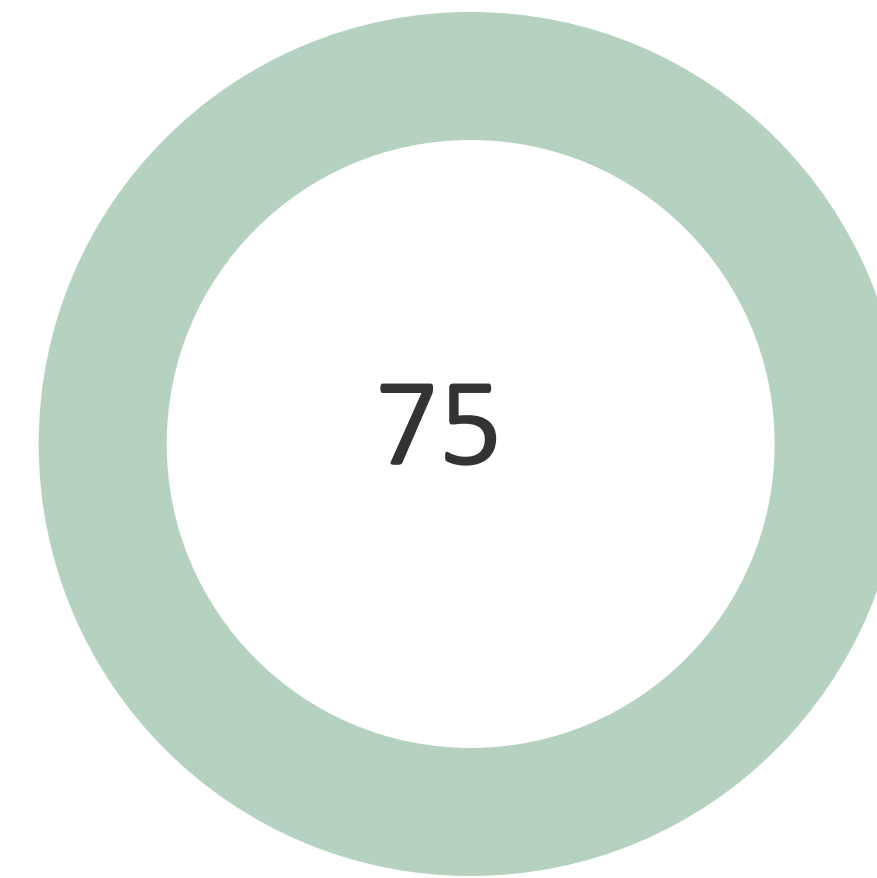
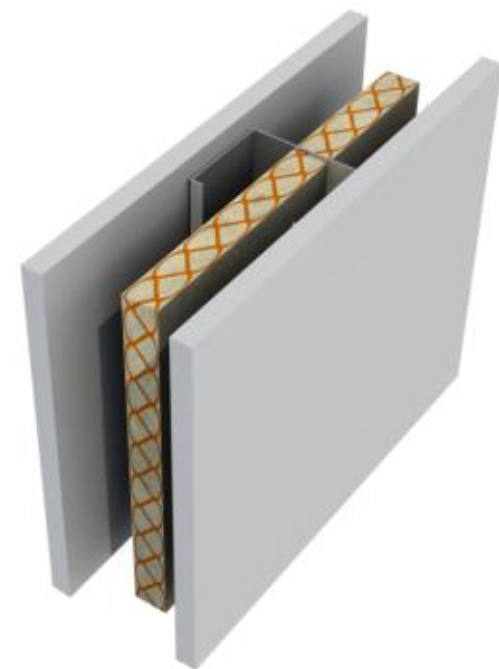
Designing for acoustic privacy



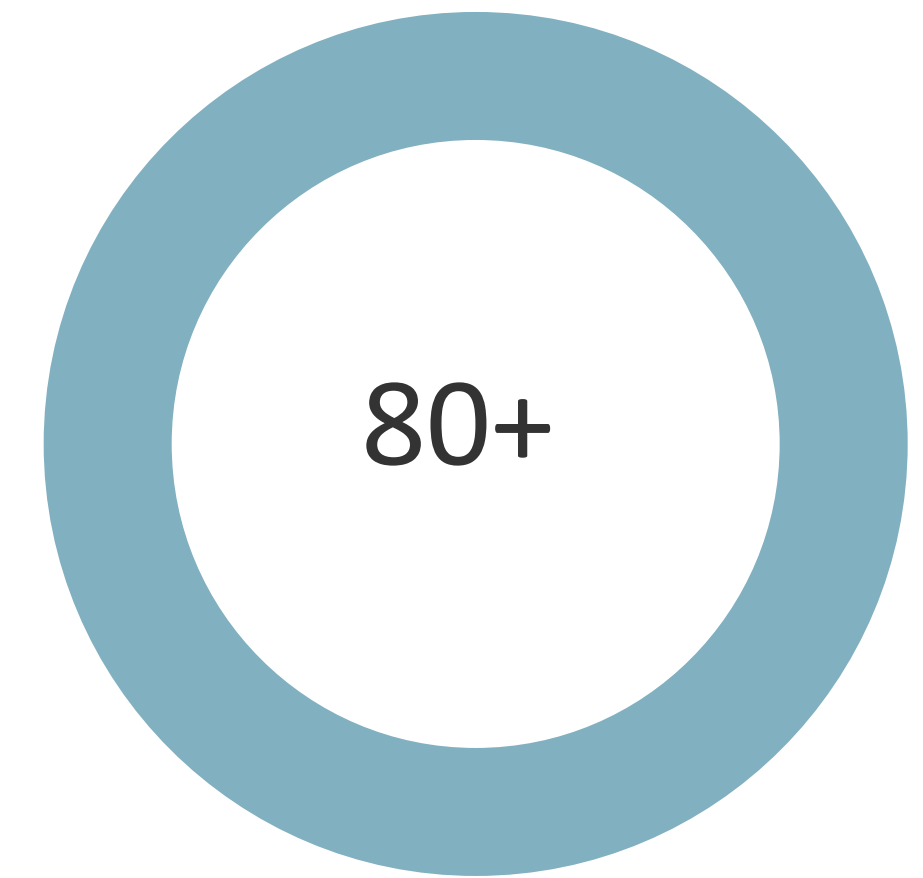
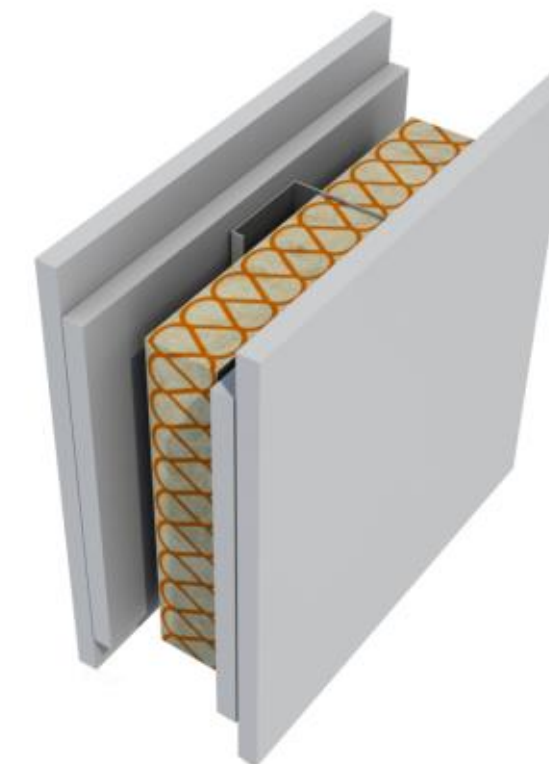
Not private



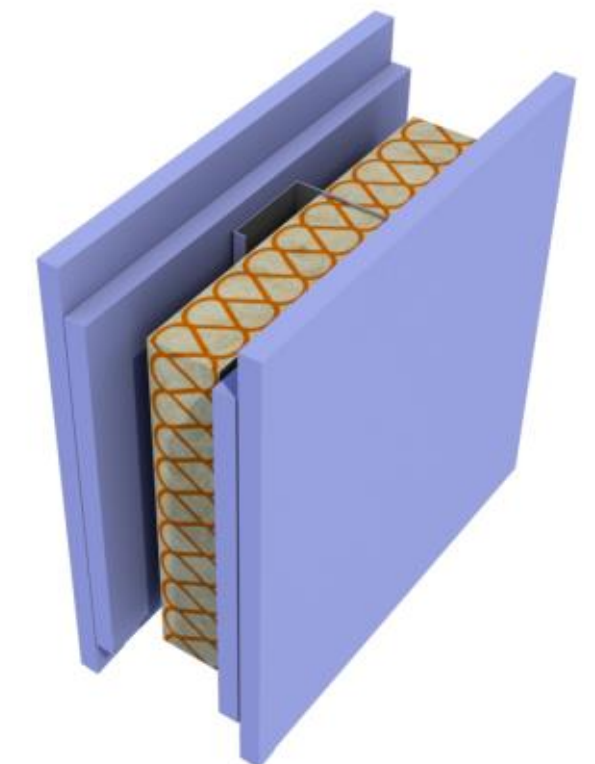
Moderately private




Normally private



Confidential





PARTITION SOUND
REDUCTION (Dw)

Source

35dB

40dB

45dB



BACKGROUND
SOUND LEVEL

Backg
Chatter

NR 30

NR 35

NR 40

PRIVACY
FACTOR

0

Sound quality in the room

Key consideration is limiting
'Reverberation' or 'echo' in the
room

Providing acoustic finishes

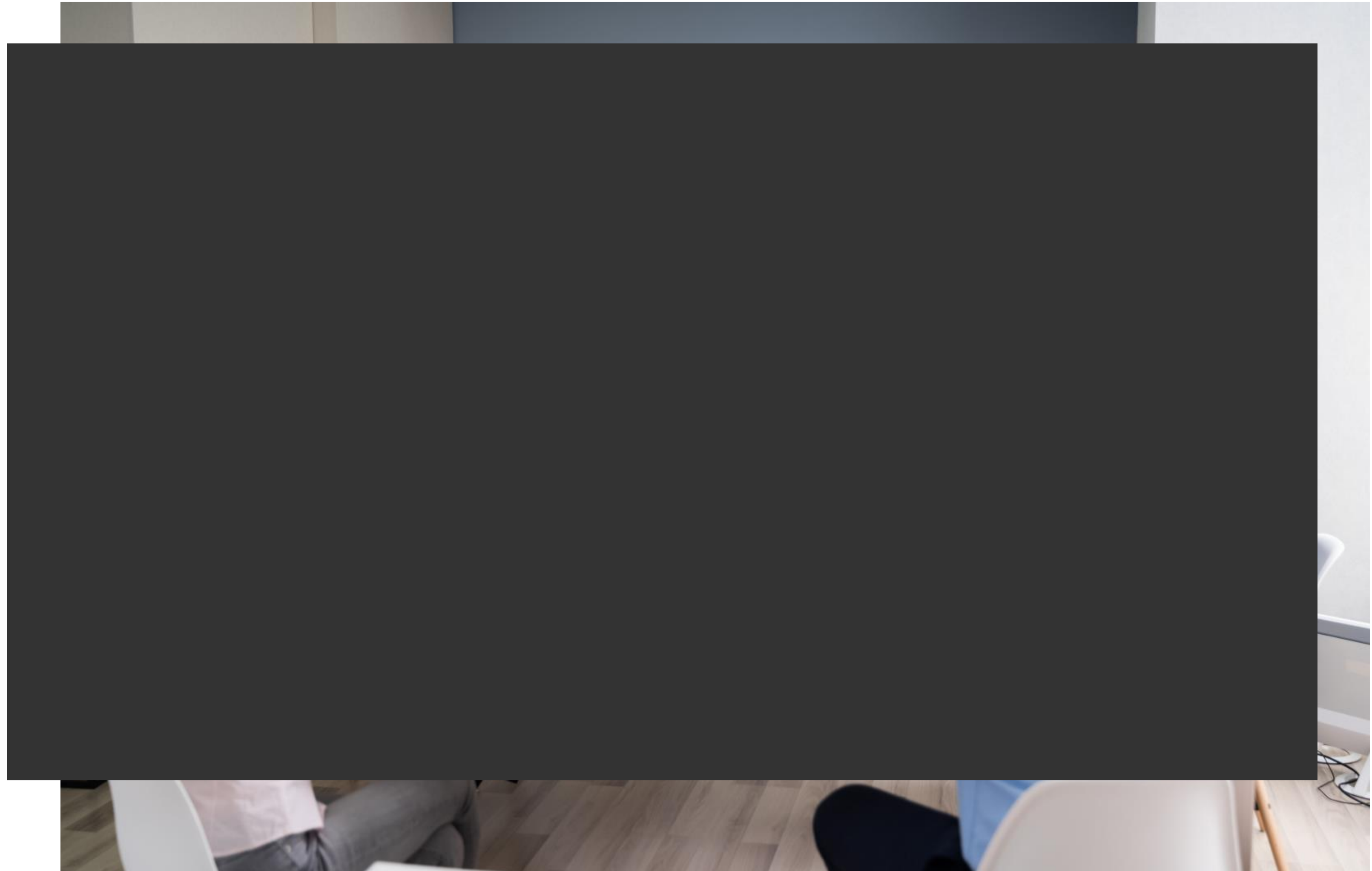
People in the room

Create comfortable environments –
reduce meeting fatigue – improve
productivity

People dialling in

Increase in hybrid meetings post-
Covid

Poor acoustic design makes it
difficult to listen in remotely

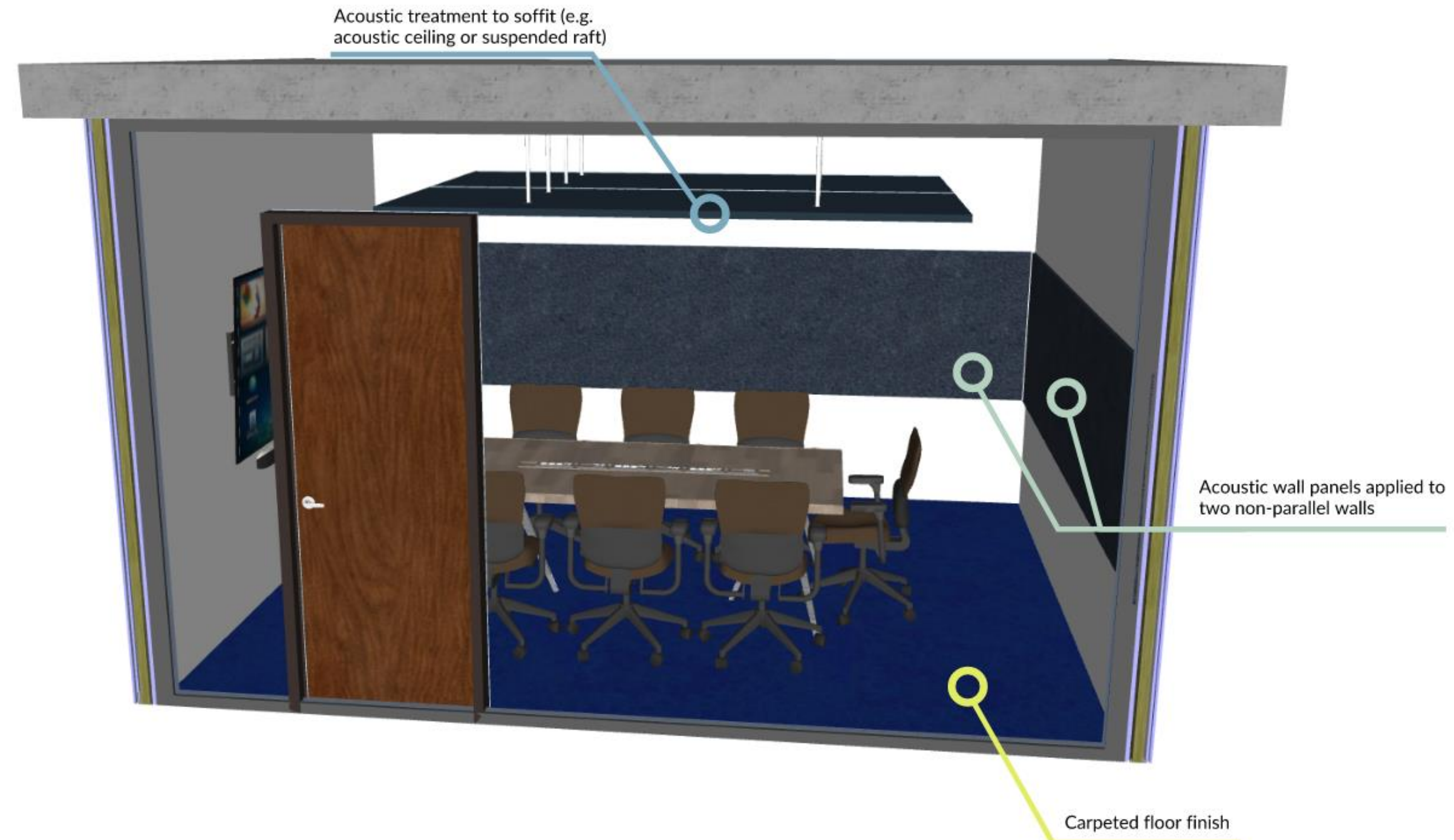


Designing for good sound quality

Carpeted floors

Acoustic treatment to soffit
(ceiling tile, raft, baffle)

Allow for acoustic wall panels
in rooms where hybrid/video
conference calls are likely



Example products - ceilings

Acoustic rafts



IMAGE SOURCE: SOUNDHUSH.COM

Acoustic baffles



IMAGE SOURCE: RESONICS.COM

Example products - walls

Acoustic wall panels



IMAGE SOURCE: RESONICS.COM

‘Invisible’ acoustics – printed fabrics



IMAGE SOURCE: RESONICS.COM

Example products – treating glass

Transparent absorbers




IMAGE SOURCE: BARRISOL.COM

Acoustic blinds



IMAGE SOURCE: TEXAA.COM

HOARE LEA (H.)



AiHear

Aihear

Experience how different acoustic designs will sound through our accessible and portable Tetra Tech app, AiHear™



ACOUSTIC
AWARDS
2023

WINNER of Innovation Awards 2023




AiHear



DESIGNING THE PERFECT MEETING ROOM





Thank you. hoarelea.com

© Copyright Hoare Lea Group 2024. All rights reserved.

Hoare Lea is the proprietor or licensee ('rightsholder') of all intellectual property rights in relation to this work or works including but not limited to copyright, trade and brand names, trade marks and get-up. If no permission is given by Hoare Lea to the use of any of them, such use will constitute an infringement of the rightsholder's rights.

No part of this work or works may be translated, reprinted or reproduced or utilised in any material form either in whole or in part or by any electronic, mechanical or other means, now known or invented in the future, including photocopying and recording, or in any information storage and retrieval system, without prior permission in writing from Hoare Lea.



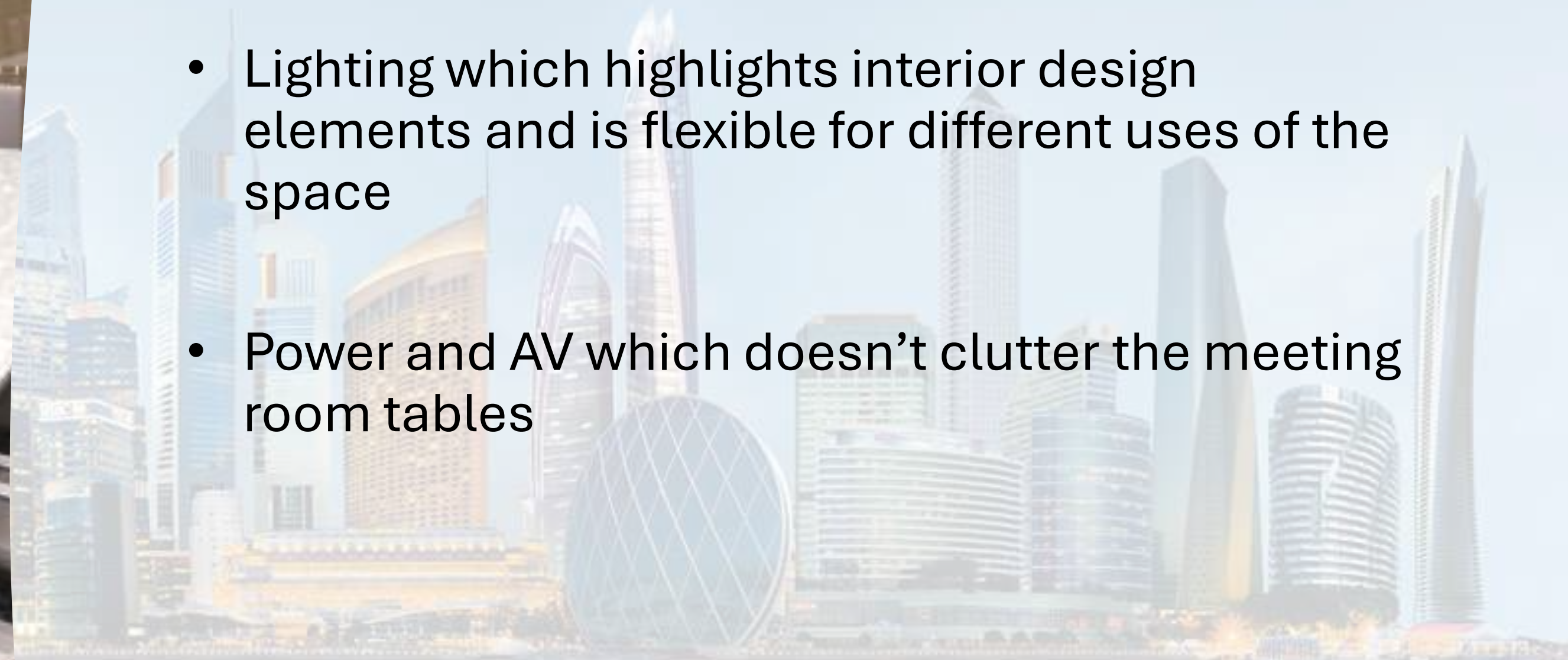
The Perfect Meeting Room

Roundtable Discussion

11th July 2024

What Does 'Perfect' Look Like?

- Subtle MEP services which do not detract from the aesthetic of the space
- Lighting which highlights interior design elements and is flexible for different uses of the space
- Power and AV which doesn't clutter the meeting room tables



What Defines the 'Meeting Room' Box?

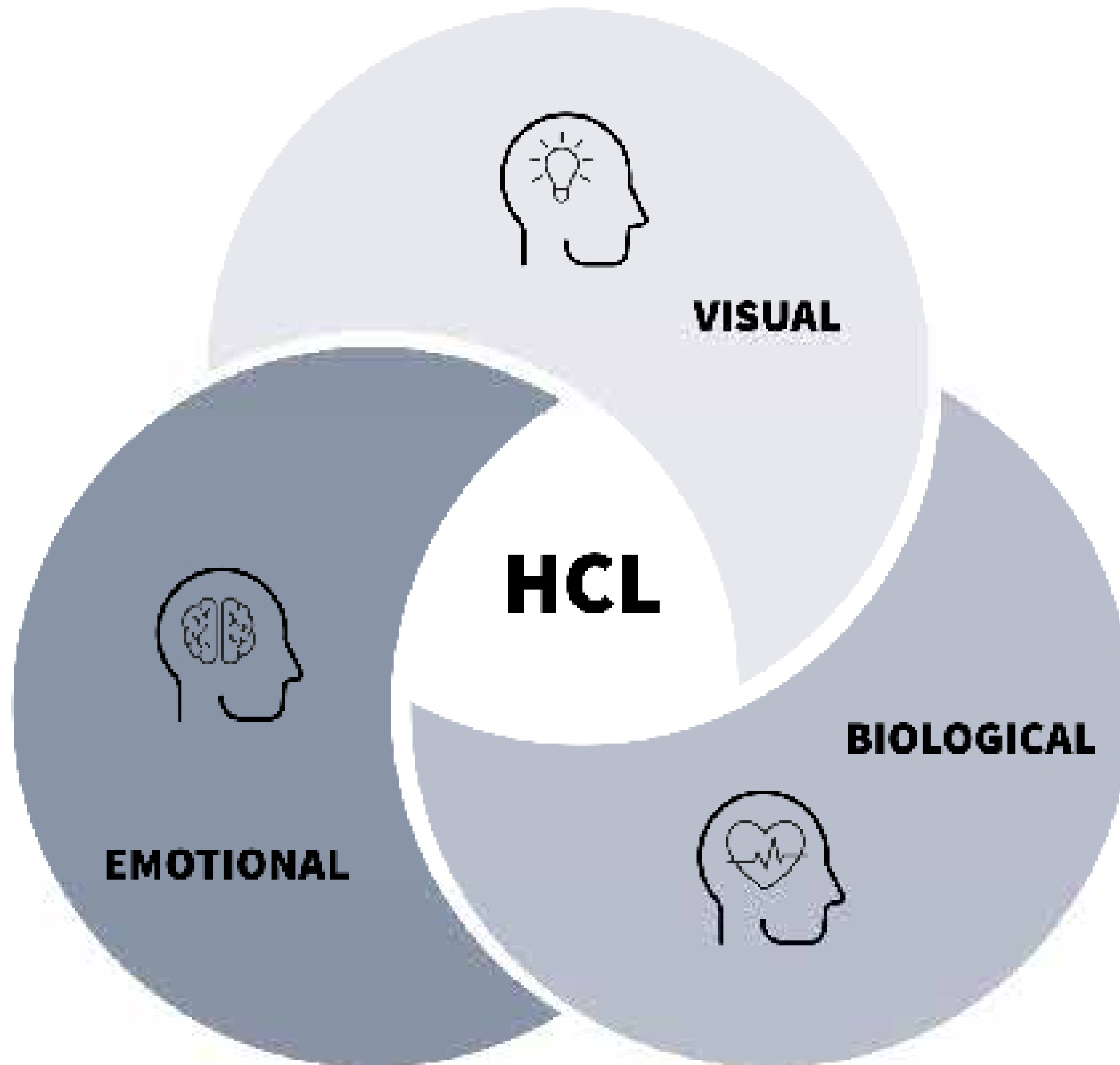
- Enclosed private space for discussions
- Independently controllable MEP services, modifiable to suit the desired environment including:
 - Heating and Cooling
 - Lighting Levels
 - Lighting Scenes



What Goes in the ‘Meeting Room’ Box?

- Ventilation
 - CO2 monitoring
- Heating and Cooling
 - Temperature Sensors
- Lighting
 - Scene Setting
- Small Power (in floor and on the wall)
- Fire Alarms
- Sprinklers
- AV/IT

FAGERHULT



HCL

Key factors

- Vision
- Performance
- Concentration
- Alertness
- Mood
- General Health
- Well-being



Visual

HCL elements

- Ability to perform tasks
- Visual comfort
- Uniformity
- Emergency



Emotional

HCL elements

- Correlated Colour Temperature
- Lit ambience
- Dynamic light
- Visual interest
- Personal control

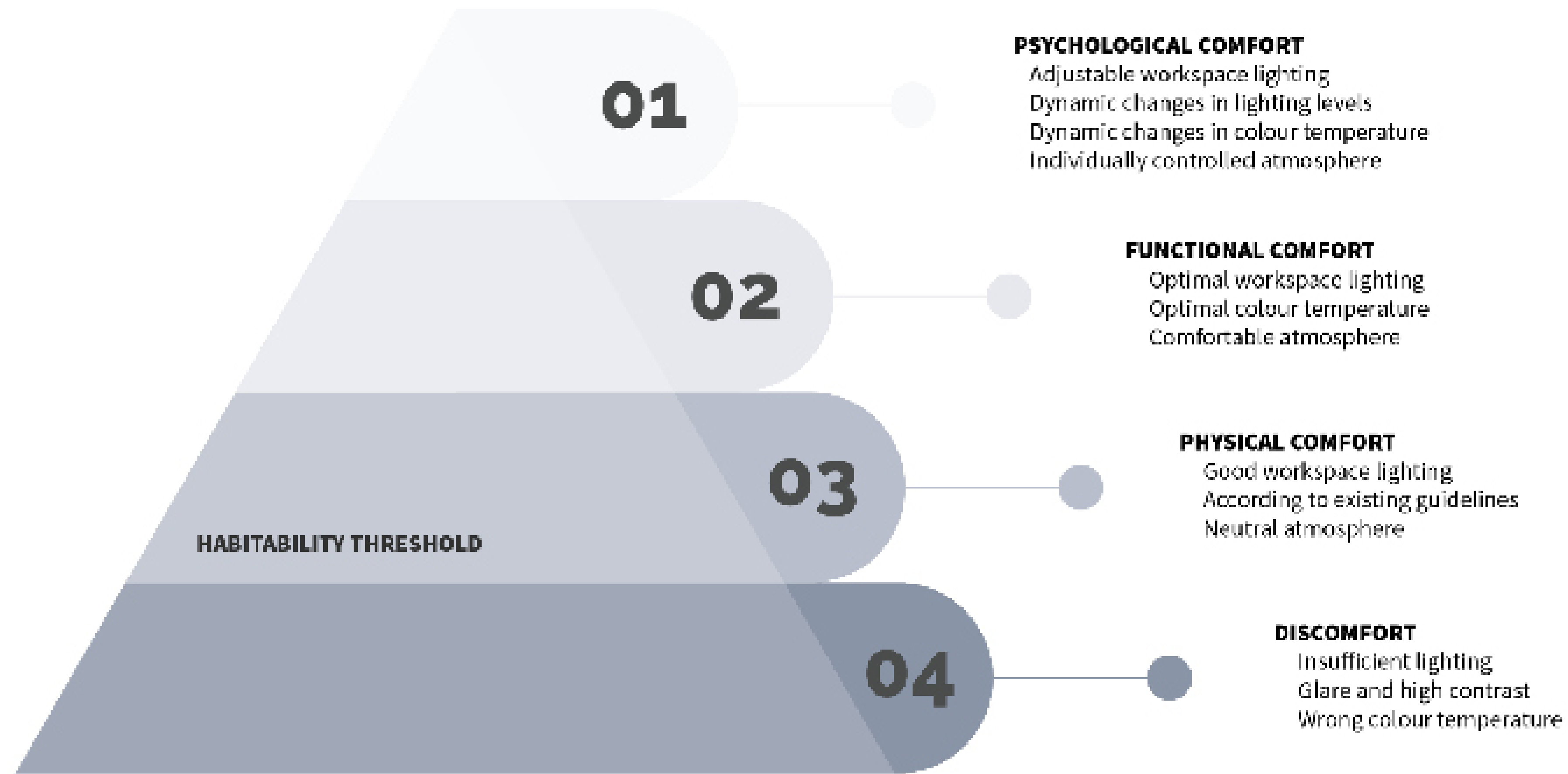


Biological

HCL elements

- Circadian rhythm of natural light
- Melatonin and cortisol levels
- CCT + Intensity variation
- Melanopic Lux
 - 250
 - 30mins

Occupant satisfaction and well-being



FAGERHULT

Why are we here today?

What is the ‘perfect’ meeting room?

London Studio
The Leather Market
Weston Street
London SE1 3ER
020 7253 7644

Manchester Studio
4TH Floor, The Hive
47 Lever Street
Manchester M1 1FN
0161 228 0211

5plusarchitects.com

THANK YOU